# EUROPEAN WORK PLAN & ENERGY EFFICIENCY INITIATIVES

June 2017

CHANGING FINANCE, FINANCING CHANGE

1. European Work Plan: objectives and activities
2. Financing Energy Efficiency – an EU perspective
3. Energy Savings Insurance model
4. Energy Efficiency Mortgages
5. European Regional Roundtable

UNEP FINANCE INITIATIVE

# European membership overview

- 92 members in 22 European countries

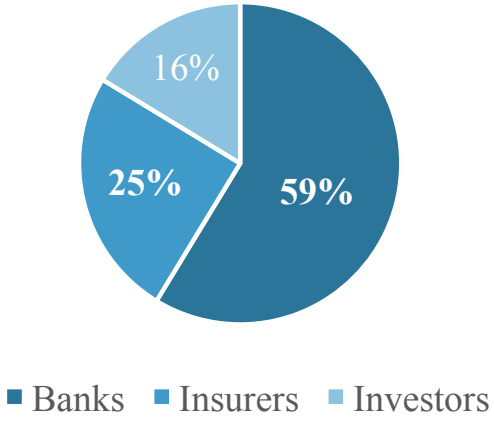


- 20 supporting institutions
- 22 Sustainable Stock Exchanges
- 21 Portfolio Decarbonization Coalition members in Europe

UNEP FINANCE INITIATIVE

# Members survey to inform the work plan

- Feedback from 15 European members interviewed in 2016.

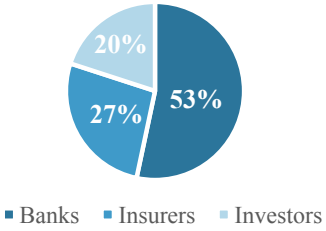


- Main results from the interviews:
  - Priority theme is **Climate Change,** followed by Social Issues.
  - Main driver is **Risk Management**, followed by Business Development.
  - Members would like UNEP-FI's work to be more **pragmatic and business oriented**.
  - The two main activities that members would like UNEP FI to prioritize are:
    - ✓ Integration of E&S issues into operations by (i) showcasing **best practices** and (ii) engaging **Board-level executives**.
    - ✓ Strengthening membership network by (i) facilitating **peer-to-peer learning** and knowledge sharing and (ii) regional events/workshops.

UNEP FINANCE INITIATIVE

# Members survey to inform the work plan

- Expansion of membership is considered **important or critical** by all interviewed.
- Helpful information to strengthen sustainability:
  - ✓ Updates on industry developments
  - ✓ Case studies
- European members are most interested in:
  - ✓ Climate Change
  - ✓ Positive Impact
  - ✓ Sustainable Real Estate
  - ✓ E&S Risk management
  - ✓ Energy Efficiency.

UNEP FINANCE INITIATIVE

# Work-Plan Objectives and Activities

**1. Promote leadership on sustainability by financial institutions.**

- ✓ Develop case studies and thought leadership pieces
- ✓ Provide a platform for sustainable finance leaders.

**2. Enhance relationship management with signatories and supporting institutions**

- ✓ Seek regular feedback from members to support their sustainability strategies
- ✓ Provide tools to help engage business units and executives.
- ✓ Identify key focus topics and partner with institutions or initiatives that bring value to our members

**3. Membership engagement in Programme Management and Implementation**

- ✓ Provide pragmatic and actionable insights on latest UNEP-FI work and industry developments through webinars, providing short presentations or executive summaries.

4. **Strengthen regional cooperation and coordination**

- ✓ Facilitate network engagement, peer-to-peer learning and knowledge sharing
- ✓ European Regional Roundtable for raising awareness and mainstreaming sustainable banking, insurance and investment

UNEP FINANCE INITIATIVE

# What do we need from our members

- Inform us of your areas of strength and leadership
- Communicate your needs and challenges
- Bring in the business units to understand their obstacles and look for practical solutions
- Let us know what your interests and learning needs to help us develop or find the right technical knowledge
- Help us expand the network
- Engage with us, get involved and participate in the events!

UNEP FINANCE INITIATIVE

# Energy Efficiency Initiatives in Europe

- Energy Efficiency in the European context:
  - ✓ 2/3 of the emissions reductions for PA in the EU come from EE.
  - ✓ Aprox. €100 billion per year is needed to meet the EU's 2020 energy efficiency target.
- Energy Efficiency Initiatives:
  - ✓ Investment Forums and webinars organized by the EC & latest developments from the Energy Efficiency Financial Institutions Group (EEFIG) by **Timothée Noël**, Policy Officer, DG ENER, European Commission
  - ✓ Energy Savings Insurance (ESI) model by the Basel Agency for Sustainable Energy (BASE) by **Daniel Magallon**, CEO, BASE
  - ✓ Energy Efficiency Mortgage Initiative by the European Mortgage Federation (EMF) by **Luca Bertalot**, Secretary General, EMF-ECBC
  - ✓ Key highlights on the G20 Energy Efficiency Investment Toolkit by **Martin Schoenberg**, Energy Efficiency Finance Coordinator, UNEP-FI.

UNEP FINANCE INITIATIVE

European Commission

# Financing Energy Efficiency – an EU perspective

# WHAT ARE THE GOALS OF THE CLEAN ENERGY FOR ALL EUROPEANS PACKAGE?

Putting energy efficiency first

Demonstrating global leadership in renewables

Delivering a fair deal for consumers

An opportunity to..

- …create jobs & growth
- …spur investment
- …secure energy supply
- …make the market fit for purpose
- …bring down GHG emissions
- …foster innovation

European Commission

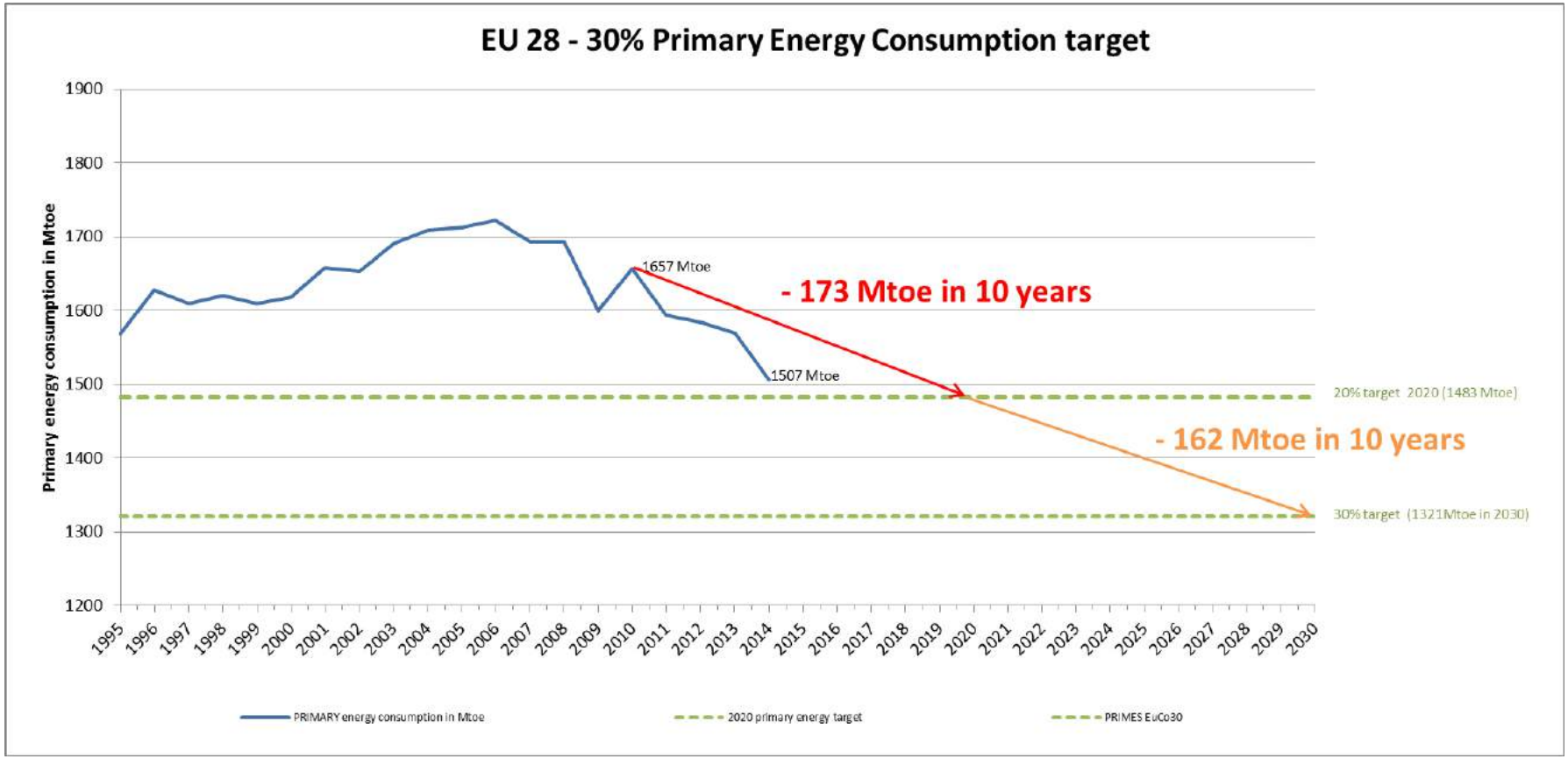


European Commission

# POLICY CONCLUSIONS FOR 2030

## *Building renovation has to do more*

→ Review of EPBD
→ Review of Art. 7 EED

## *Financing has a more important role to play*

→ Smart Finance for Smart Buildings

## *Digital/ICT has a big potential to contribute*

→ Development of a 'Smartness indicator for buildings'
→ Review of Art. 9-11 EED

# THE "SMART FINANCE FOR SMART BUILDINGS" INITIATIVE

## MAJOR GOALS

### More effective use of public funds

### Assistance and aggregation

### De-risking

## The "Smart Finance for Smart Buildings" initiative is built on:

**EEFIG:** The Energy Efficiency Financial Institutions Group

European Commission

UNEP Finance Initiative
Changing finance, financing change

- Established in 2013
- 120 active participants from 100 organisations

# De-risking


*Energy efficiency financing, a win/win situation also for financiers and investors:*

- ☑ *More reliable cash flows*
- ☑ *Increased asset value*
- ☑ *Risk reduction*
- ☑ *increased business opportunities*
- ☑ *Refinancing opportunities*

DEEP
DE-RISKING ENERGY EFFICIENCY PLATFORM

- ✓ **open source database to disclose real performance data of real investments projects**
- ✓ **An EEFIG underwriting toolkit**

# The Sustainable Energy Investments Forums

A series of **events** across the EU to showcase best practices in developing investment projects and programmes in sustainable energy, and engage **dialogue with the financial sector, public authorities, and all stakeholders** involved in delivering investments in sustainable energy.

**Past and upcoming events**

Webinar: Financing Energy Efficiency: The Key Role of Standardisation & Benchmarking, 28 June 2017, 11-12:30 CET
Financing Energy Efficiency in Spain and Portugal, 15 June 2017, Madrid (Spain)
Financing Energy Efficiency in Denmark, Sweden and Finland, 19 May 2017, Copenhagen (Denmark)
Financing Energy Efficiency in Central Europe, 27 April 2017, Prague (Czech Republic)
Financing energy efficiency: lessons from successful Horizon 2020 projects and other initiatives across Europe, 30 March 2017, Brussels (Belgium)
Energy Efficient Finance Market Place, 18- 19 January 2017, Brussels (Belgium)
Regional Conference on Financing Energy Efficiency in the Baltic States, 11 November 2016, Riga (Latvia)


## Thank you!

**Timothée Noël**
**Policy Officer – Energy Efficiency Unit**
**DG ENER, European Commission**

https://ec.europa.eu/energy/en/news/commission-proposes-new-rules-consumer-centred-clean-energy-transition

# BASE

*Driving investment in sustainable energy*

UNEP FINANCE INITIATIVE

# Strategy: de-risking EE investments

## Risk/Return trade-off investment opportunities for enterprises

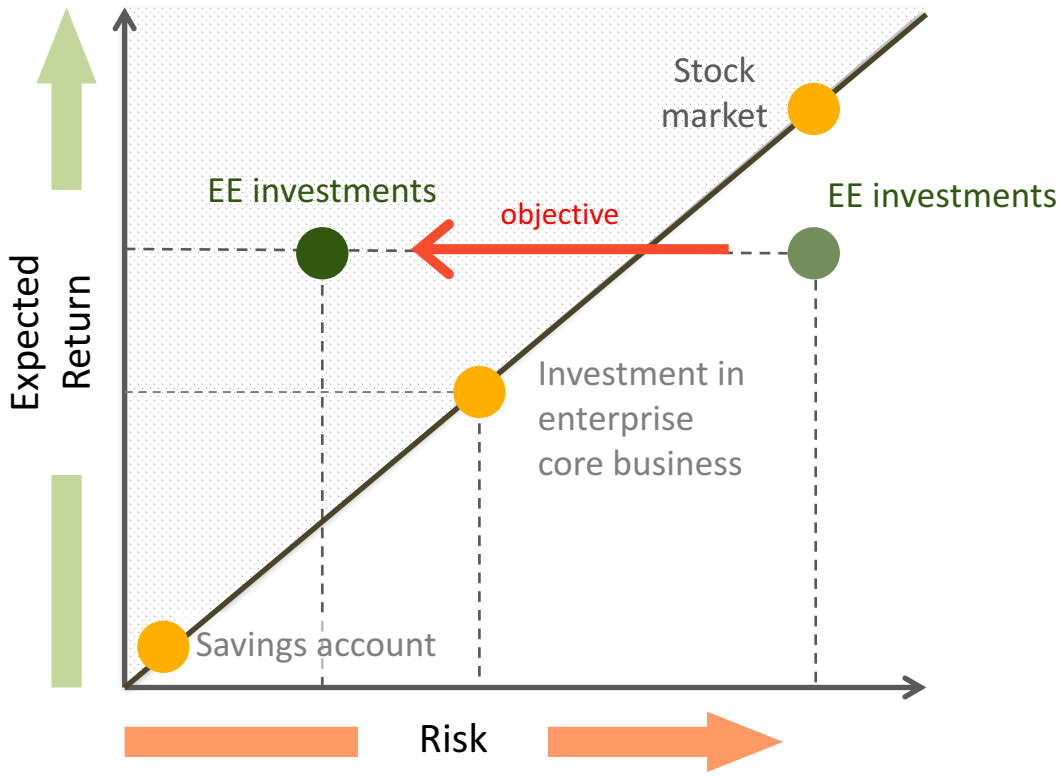


UNEP FINANCE INITIATIVE

BASE

# Strategy - mechanisms

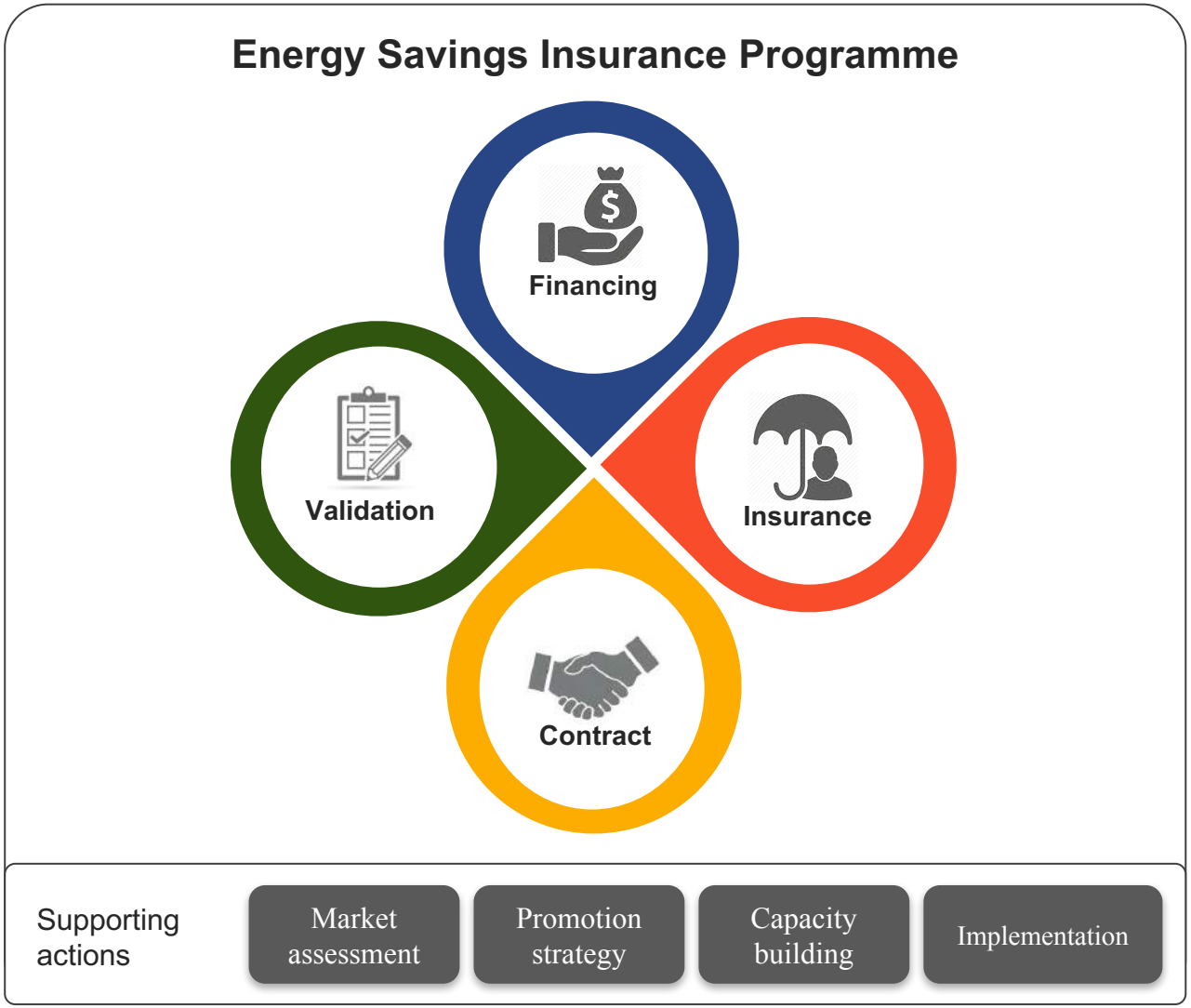


UNEP FINANCE INITIATIVE

BASE

# Financing structure

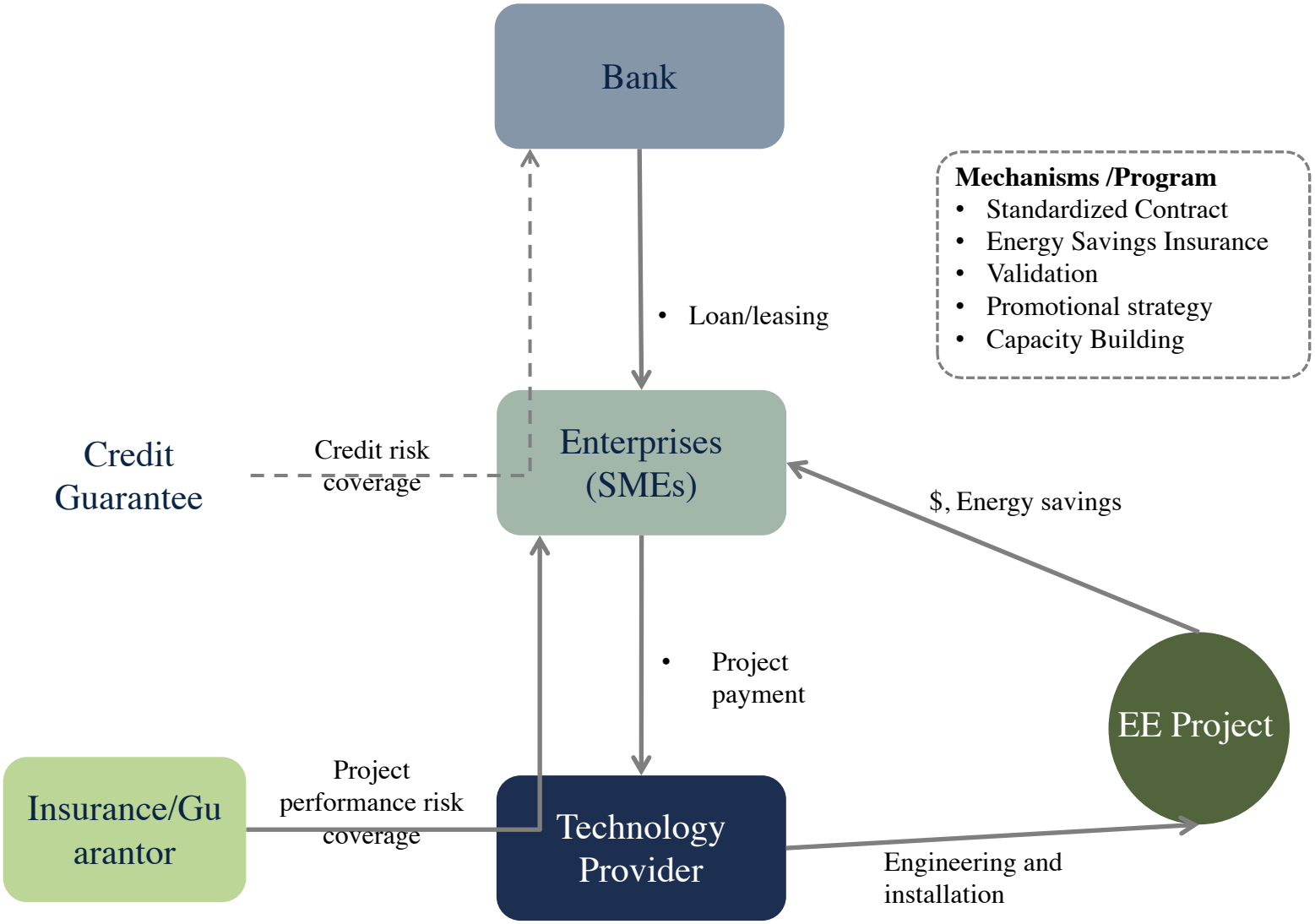


UNEP FINANCE INITIATIVE

BASE

# Contract

- SME – Technology provider contract (based in turnkey contract)
- Provider guarantees the savings w/ a money retention
- Obligation of maintenance, monitoring and reporting
- Role of validation entity

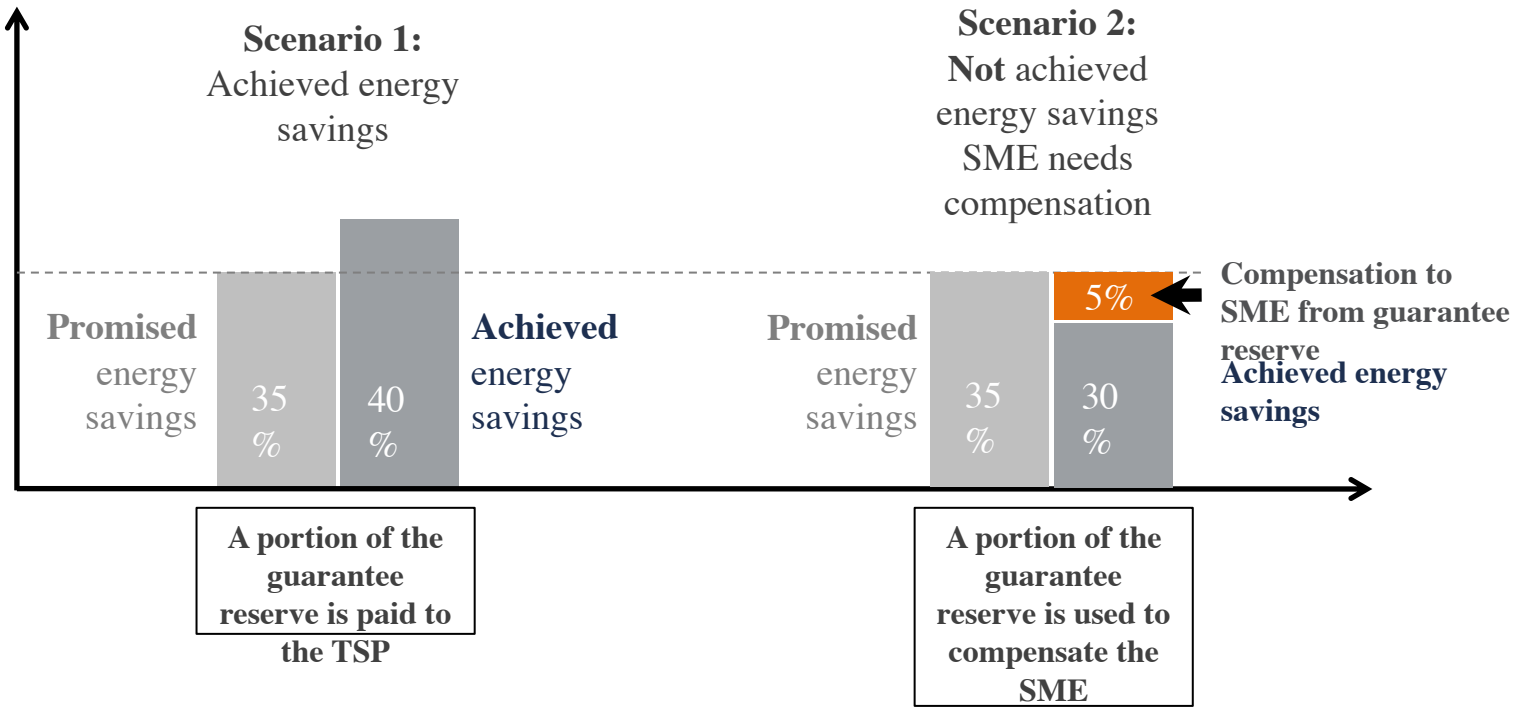


UNEP FINANCE INITIATIVE

BASE

# Risk coverage

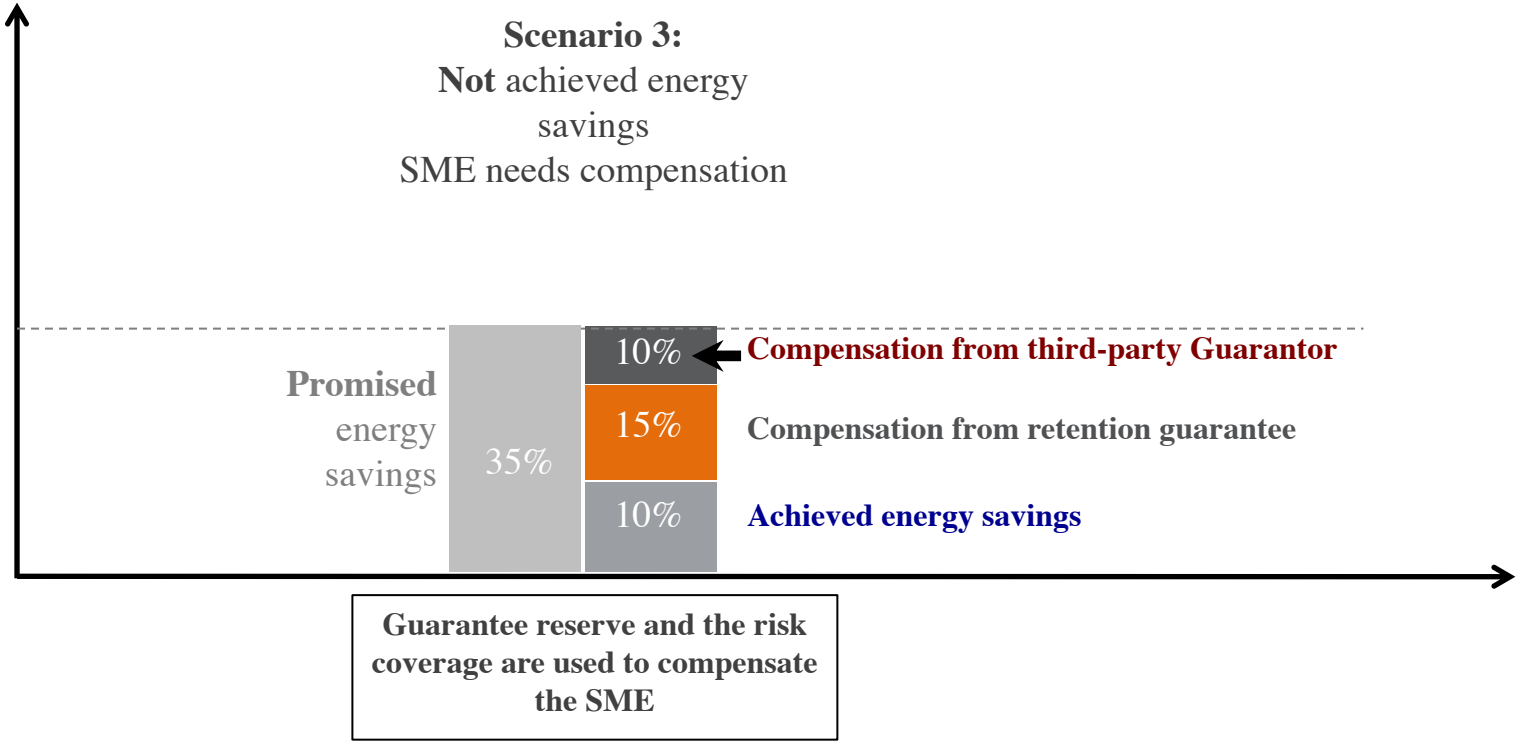

# Validation mechanisms

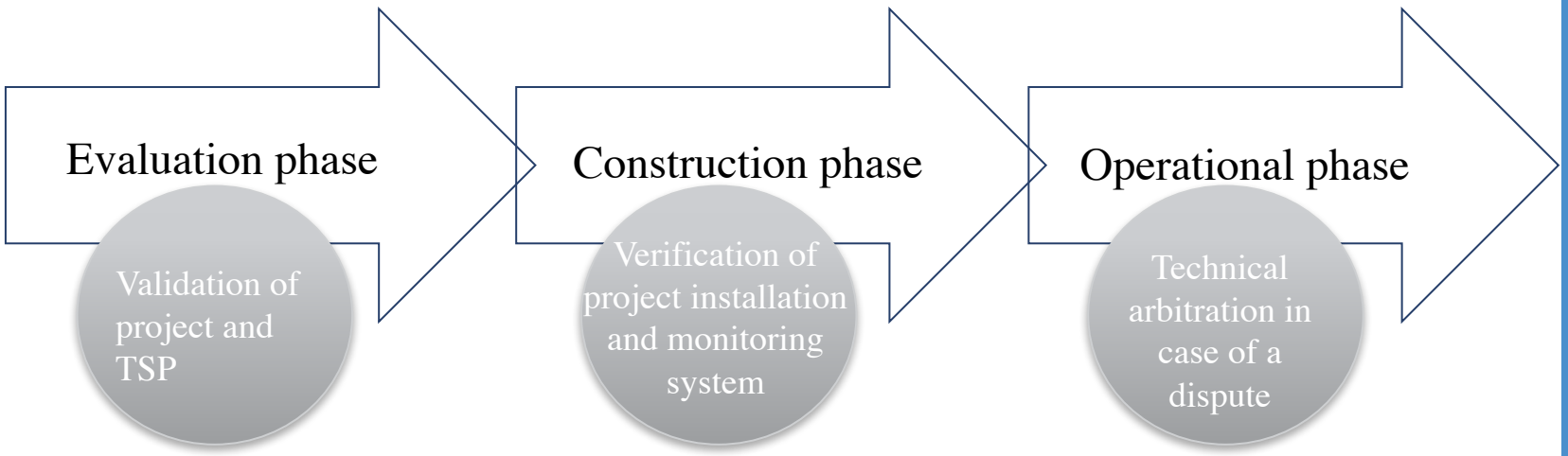


- Independent, third party technical validation entity
- Provide trust to SME, FI and third party guarantor
- Avoid conflict of interest
- Based on ISO 50001 (EnPI)

# ESI Current Programmes

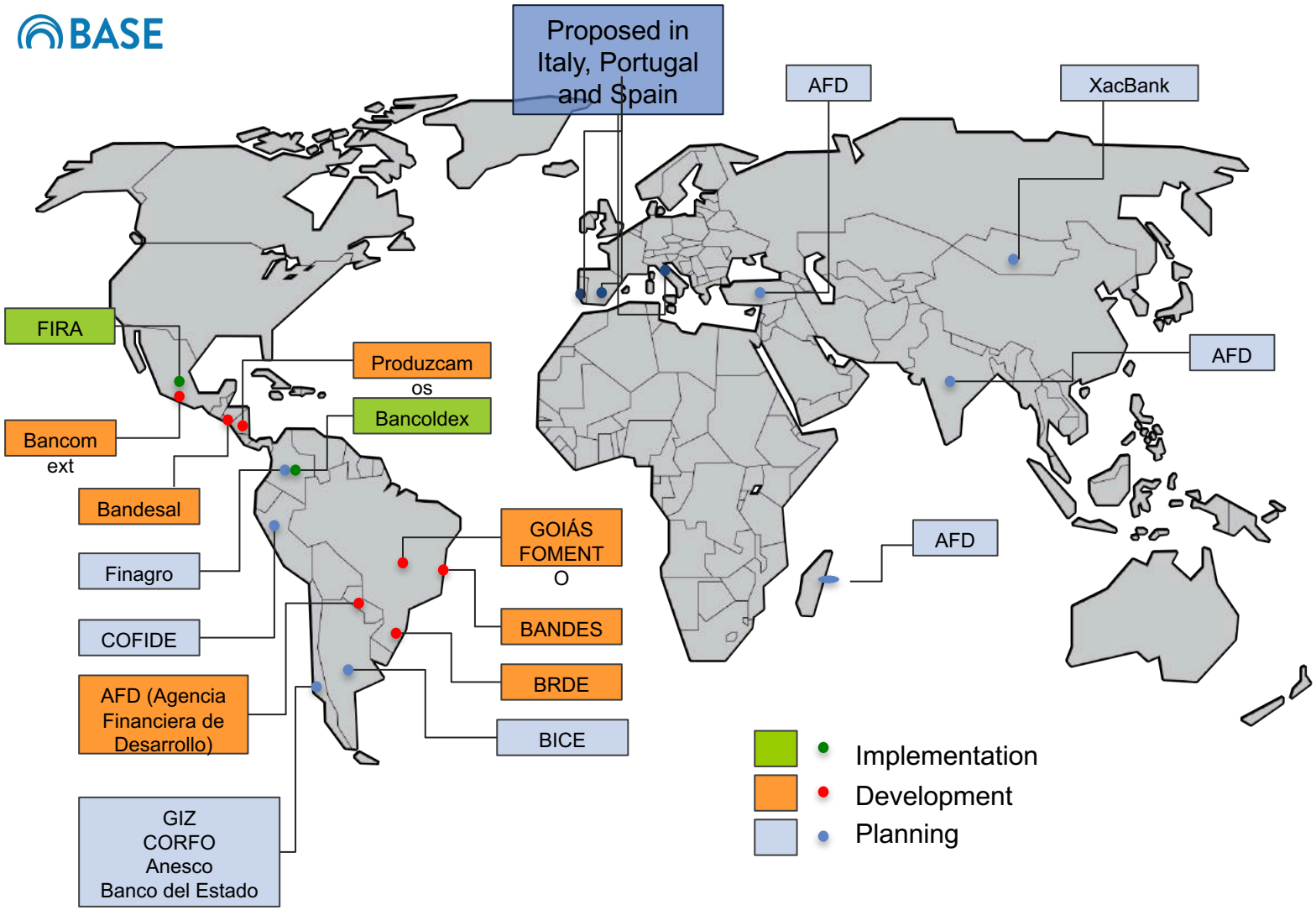

# How UNEP FI Members can be involved?

**For Banks:**

- Explore how the ESI model can improve the credit assessment of a client (reduce risk exposure to the bank) for an EE project.
- Analyse how the ESI model can support the green credit lines and SME lending

**For Insurance:**

- Understand how the risk coverage is already working in some countries.
- Explore potential to develop the energy savings insurance instrument (adapt existing instruments) in the countries where they operate.
- Engage in the analysis of the market potential in their countries.

**Potential market**

| Target countries | SMEs (manufacturing + commercial enterprises) | Share of total enterprises |
|---|---|---|
| Italy | 3,1 million | 99% |
| Portugal | 700.000 | 99% |
| Spain | 2 milion | 99% |

UNEP FINANCE INITIATIVE

BASE

BASE

*Driving investment in sustainable energy*

**Daniel Magallón**
Managing Director
Elisabethenstrasse 22
CH-4051 Basel, Switzerland
T. +41 (0) 61 283 0917
F. +41 (0) 61 271 1010
E. daniel.magallon@energy-base.org

A specialised partner of

UN environment

UNEP FINANCE INITIATIVE

EMF | ECBC

FUNDING THE REAL ECONOMY

# ENERGY EFFICIENT MORTGAGES

# OBJECTIVE & UNDERLYING BUSINESSES CASE

The **ultimate objective** is a pan-European private bank financing mechanism, based on a standardised approach, to encourage energy efficient improvement by households of the EU's housing stock by way of financial incentives linked to the mortgage, and in this way support the EU in meeting its energy savings targets.

Independent from, but complementary to, public funds or tax incentives

## Underlying business case

Increased loss mitigation capacity + Enhanced loan-to-value via green value + Lower probability of default = Reduced capital charges

# UNDERLYING MARKET CHARACTERISTICS IMPACTED BY ENERGY EFFICIENCY (EE)

**Retrofitting impacts** positively on property value ensuring **wealth conservation** & **loss mitigation** by preventing "brown discount"

**EE** leads to a reduction in the impact of energy costs to income, reducing borrowers' **probability of default**

# ENERGY EFFICIENCY IMPACT ON PROPERTY?

**Every time a house moves up a notch in energy performance, its price gets around the same boost that it would from an extra 10-15 m² in size**

***EE jump = Gain of €24,000 over 30 years:***

- A renovated house that moves from an 'E' to a 'B' notch in its energy performance certificate (EPC) will save an estimated €24,000 over 30 years according to an analysis of 365,000 house sales in Denmark last year

***EE notch= €5,400/€7,400 for an average 100 m² property:***

- Each one-notch energy improvement from G-A is worth between €5,400-7,400 to an average 100 m² property according to a Copenhagen Economics study for the Danish Energy Agency

***Correlation between EE and sale price?***

- A European Commission assessment in 2013 found that in Vienna, a one-notch EPC improvement corresponded with an 8% rise in the sale price. In Flanders (BE), the equivalent of a one-notch upgrade was found to trigger a 4.4% rise in property value, while for Marseille and Lille (FR), the figure was 4.3%.

# BROADER PERSPECTIVE

***Better Risk Management:***

- Lower Credit Risk: Due to reduced probability of default
- and loss given default
- Lower Asset Risk: Due to “green value” and protection against “brown discount”
- Lower Performance Risk: Due to robust assessment of EE improvement ensuring lower energy consumption and ”green value”

***Financial Stability:***

- Increased due diligence for consumers, issuers and investors
- De-risking of banks' balance sheets and management of non-performing loans
- Enhanced transparency and pricing in the market

***Jobs and Growths:***

- Improvement in private investment in EE improvement via retrofitting
- Support for SMEs and contribution to job agenda under Junker Plan

# METHODOLOGY - FINANCING MECHANISM

- Key challenge: **to incentivise energy efficient investment in existing dwellings**, which constitute bulk of EU housing stock

- Based on a **set of EE indicators**, lenders could offer:
  - *New Builds:* Discount in interest rate for new builds with energy rating A+/A or B;
  - *Existing property:* Discount in interest rate according to improvement in energy rating of property between D and A/A+

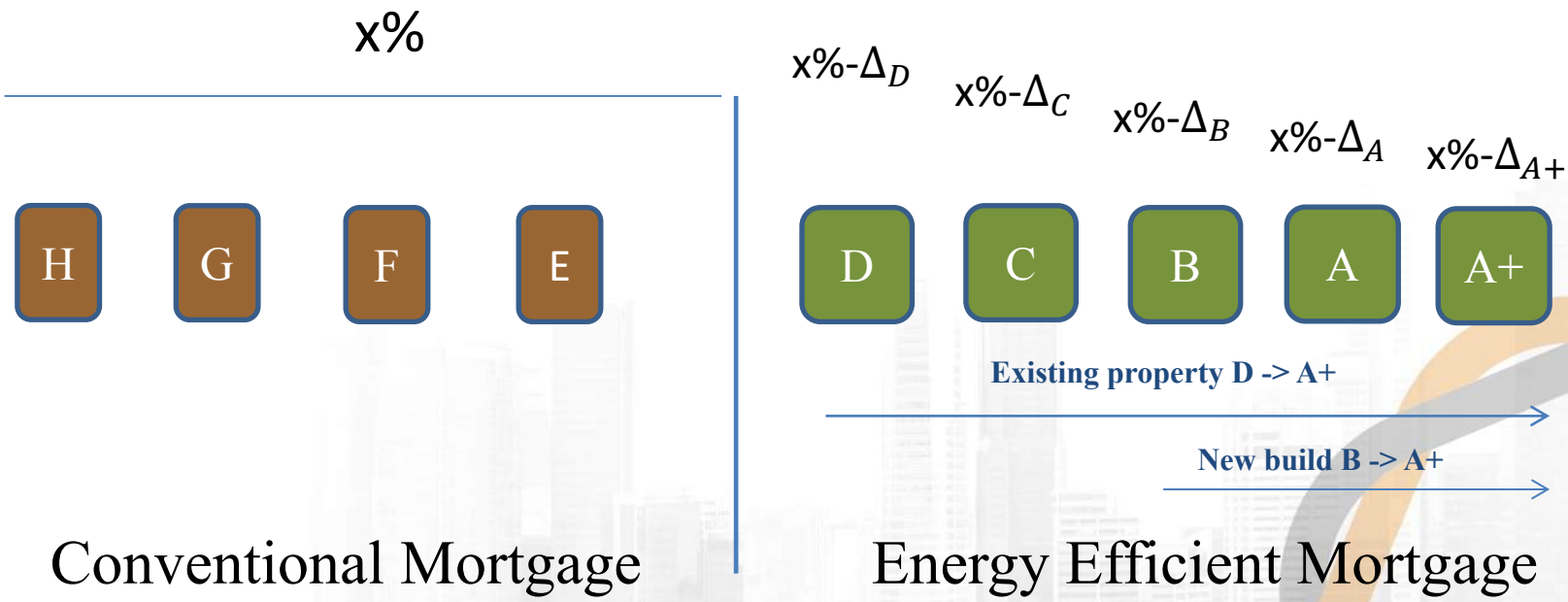


x%: mortgage interest rate

EE delta: $\Delta_{A+} > \Delta_A > \Delta_B > \Delta_C$

# BRIDGING RENOVATION GAP IN PRACTICE

## EE renovation

### Before EE renovation

Mortgage application

Energy efficiency advisor (EEA) to advise on:
1. Necessary EE renovation
2. Complementary funding sources (subsidies)

Mortgage granted & EE top-up provided directly to SME

$T_0$

Ex ante Valuation of property

Qualified SME selected by bank to carry out EE renovation

### After EE renovation

SME carries out EE renovation, guaranteeing performance

Bank grants preferential interest rate on mortgage based on EE/smart meter

EEA certifies EE renovations in line with EE requirements

Ex post valuation of property

$T_1$

## Energy Efficiency & The Mortgage Lending & Covered Bond Value Chain

The incentives inherent to the mechanism promote additional and ongoing synergies in the value chain

This diagram reflects the financing of both: (i) the acquisition or construction of **new property** and (ii) the acquisition and renovation of **existing property.**

**Role of European Commission:** recognition of lower risk of EE mortgages in respect of PD & LGD in CRR

**Incentive for bank: Capital relief for EE mortgages, preferential treatment in relation to capital floor, NSFR & leverage ratio**

*For the financing of the acquisition/construction of **new** property, the diagram moves directly from **Step 2** to **Step 4** and **Step 4** to **Step 8.** In this case, the bank requires evidence of the superior energy efficiency of the property at **Step 2**.*

1. Prospective borrower application for (EE) mortgage
2. Ex ante valuation of property (at bank's instruction)
3. Assessment of EE of property by EE expert (at bank's instruction) & provision of EE renovation recommendations
4. Granting of EE mortgage by bank
5. Renovation of property by specialised SME/ insurance of performance risk
6. Post-renovation audit by EE expert & delivery of proof of energy performance to bank
7. Ex post valuation of property (at bank's instruction)
8. Granting of preferential interest rate to borrower by bank
9. Tagging of EE mortgage in bank portfolio
10. Inclusion of EE mortgage in covered bond (CB) cover pool/ securitisation/ senior unsecured liability
11. Issuance of EE CB (or other debt instrument)
12. Purchase of EE CB (or other debt instrument) by investor

**Incentive for borrower: In addition to lower energy bills: increased property value (vs. "brown discount") & lower interest rate**

**Incentive for issuer: Capital relief for EE CBs & preferential treatment in LCR**

**Incentive for investor: Portfolio diversification & capital relief for CBs**

**Role of European Commission:** recognition of lower risk of EE CBs in Solvency II & CRR (appropriate treatment for other debt instruments in recognition of EE de-risking)

**Household benefits:**
- Lower energy bills
- Increased property value (protection against brown discount)
- Preferential financing conditions
- Improved household health & well-being

**Government benefits:**
- Pan European mechanism to stimulate energy efficient investment in residential property
- Improvement of existing housing stock
- Boost to EU energy savings targets and compliance with 1997 Kyoto Protocol – COP21
- Access to quantitative & qualitative database on energy efficient mortgages & covered bonds

**Societal benefits:**
- Reduction in energy consumption
- Reduction in greenhouse gas emissions
- Wealth conservation
- Improved air quality
- Reduce costs of healthcare

The process illustrated by this diagram will be supported by a standardised protocol and portal to EE data gathering which is currently under development.

# INCENTIVE CHAIN

**Borrower:**
- Lower energy bills
- Energy Efficiency Behaviour
- Lower interest rate on mortgage for energy efficient property
- Free capital for retrofitting

**SME/ Real Economy:**
- SMEs active in the retrofitting of buildings and dwellings to become more energy efficient
- Juncker Plan

**Issuer/Originator:**
- Access to funding cost advantages
-Increased loss mitigation capacity
- Lower capital requirements as a result of lower PD
- Reputational benefits

**Society:**
- Reduction in energy consumption
- Wealth conservation
- Reduction in greenhouse gas emissions

**Investor:**
- Diversification of investor portfolio
- Allocation of energy efficient investment buckets
- Green added value vs brown discount

**Government:**
- Pan European plan to stimulate energy efficient investment in residential property
- Improvement of existing housing stock
- Compliance with 1997 Kyoto Protocol – COP21
- Access to quantitative & qualitative database on energy efficient mortgages & covered bonds

# SPECIFIC BENEFITS FROM EE IN HOUSEHOLDS

# COVERED BOND LABEL: SUSTAINABLE COVERED BONDS

Sustainable Covered Bond ○ No ◉ Yes ○ All

Search ▸

| ISIN | Issuer | Initial Date of Issuance | Maturity Date | Face value* | Coupon | Syn. | Listed | Tapped | Ext. | EEA** | LCR*** |
|---|---|---|---|---|---|---|---|---|---|---|---|
| ES0443307063 | Kutxabank S.A. | 22/09/2015 | 22/09/2025 | EUR1,000,000,000 | Fixed | Yes | Yes | No | No | Yes | 2A |

1 - 1 of 1 First | < Previous | Next > | Last

Download Results (csv)

(*) Please note that the face value of this bond has been converted into EUR values on the 15th of January of the current year (where the exchange rate protocol takes the ECB bilateral exchange rate on the last business day of the previous year) in order to facilitate the comparison across issuances and to increase the overall transparency of the website. Nevertheless, you will be able to check the original currency by directly clicking on the covered bond.

(**) European Economic Area (EEA) or non-EEA. While all the non-EEA labelled programmes' quality standards will be fully aligned to the Covered Bond Label Convention, to Article 129 of the Capital Requirements Regulation (CRR) and to the definitions in the Liquidity Coverage Requirements (LCR) with the exception of being based in the EEA, i.e. they will present similar legislative safeguards from a qualitative and supervisory point of view to those in Europe, these bonds will present different characteristics, for example in terms of risk weights. Therefore, non-EEA Labels will be identified on the Label website by using a different graphic solution.

(***) The issuer believes that, at the time of its issuance and based on transparency data made publicly available by the issuer, this bond would satisfy the eligibility criteria for its classification as a Level 1 or Level 2 asset in accordance with Chapter 2 of the LCR delegated act. It should be noted that whether or not a bond is a liquid asset for the purposes of the Liquidity Coverage Ratio under Regulation (EU) 575/2013 is ultimately a matter to be determined by a relevant investor institution and its relevant supervisory authority and the issuer does not accept any responsibility in this regard.

Sustainable covered bond. A Covered Bond Labelled sustainable covered bond is a covered bond that is fully compliant with the Covered Bond Label Convention, and also includes a formal commitment by the issuer to use an amount equivalent to the proceeds of that same covered bond to (re)finance loans in clearly defined environmental (green), social or a combination of environmental and social (sustainable) criteria. Covered Bond Labelled sustainable covered bond programs are based on their issuer's sustainable bond framework which has been verified by an independent external assessment. The issuer strives, on a best efforts basis, to replace eligible assets that have matured or are redeemed before the maturity of the bond by other eligible assets.
[Against this background, please note that the EMF-ECBC is currently working on market initiatives which will ultimately define European criteria for energy efficiency covered bonds and sustainability standards]

The Labelled Sustainable Covered Bond Definition

EMF | ECBC
FUNDING THE REAL ECONOMY

# European Mortgage Federation – European Covered Bond Council

Rue de la Science 14a, 2nd Floor
B-1040 Brussels, BELGIUM
info@hypo.org

**www.hypo.org**

@EMF_ECBC EMF-ECBC

# The G20 Energy Efficiency Investment Toolkit

**Martin Schoenberg**
*Energy Efficiency Finance Consultant*
**UNEP FI European members' webinar – June 12th 2017**

G20 GERMANY 2017
HAMBURG

International Energy Agency
Secure Sustainable Together

ipeec
International Partnership for Energy Efficiency Cooperation

UNEP FINANCE INITIATIVE

# The G20 Energy Efficiency Investment Toolkit provides for a structured dialogue between financial institutions and policy

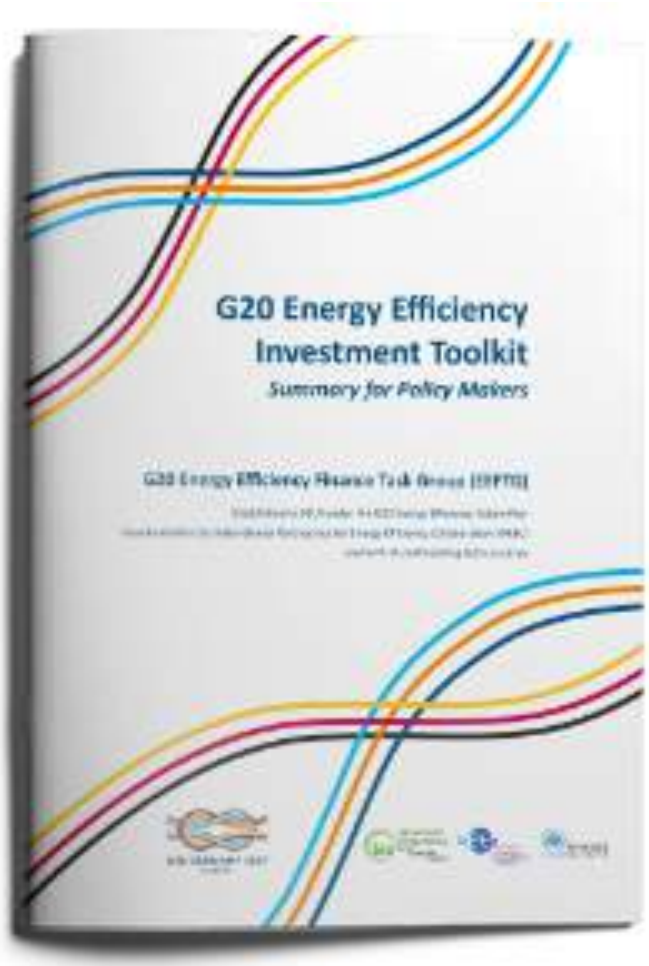


- Developed by the G20 Energy Efficiency Finance Task Group, through a collaboration between UNEP FI, IPEEC and the IEA, and as an official G20 output
- Reviewed by several international organisations, investors, banks, insurers and all G20 governments
- Best practice solutions for advancing energy efficiency investment across the project chain



G20 GERMANY 2017
HAMBURG

# The growing energy efficiency investment market now represents USD 221 bn in new investment each year

## Total energy sector investment in 2015 (USD bn)

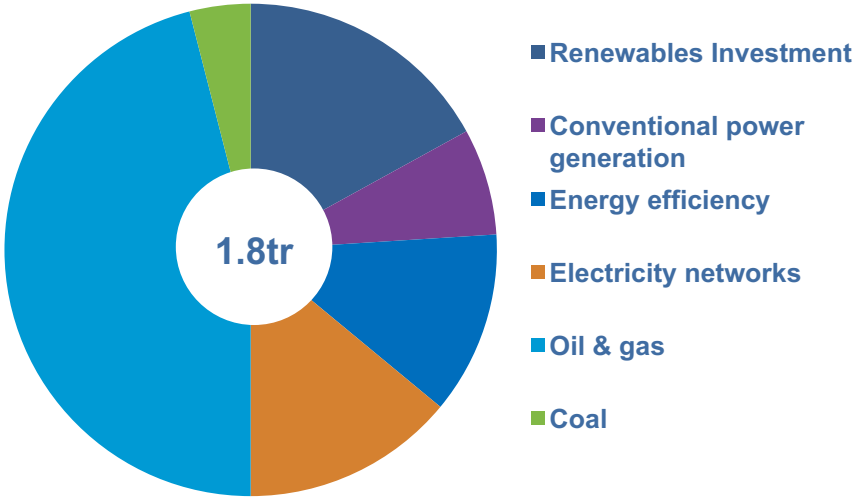


## Energy Efficiency Investment in 205 by Sector (USD bn)

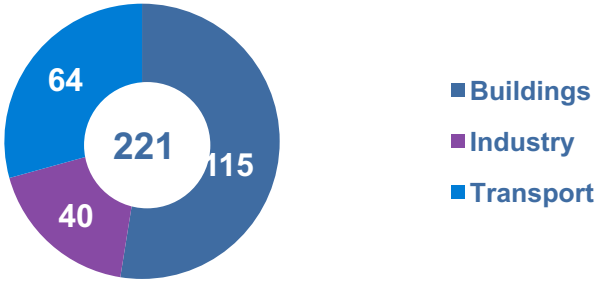


## Composition of energy efficiency investment (USD bn)

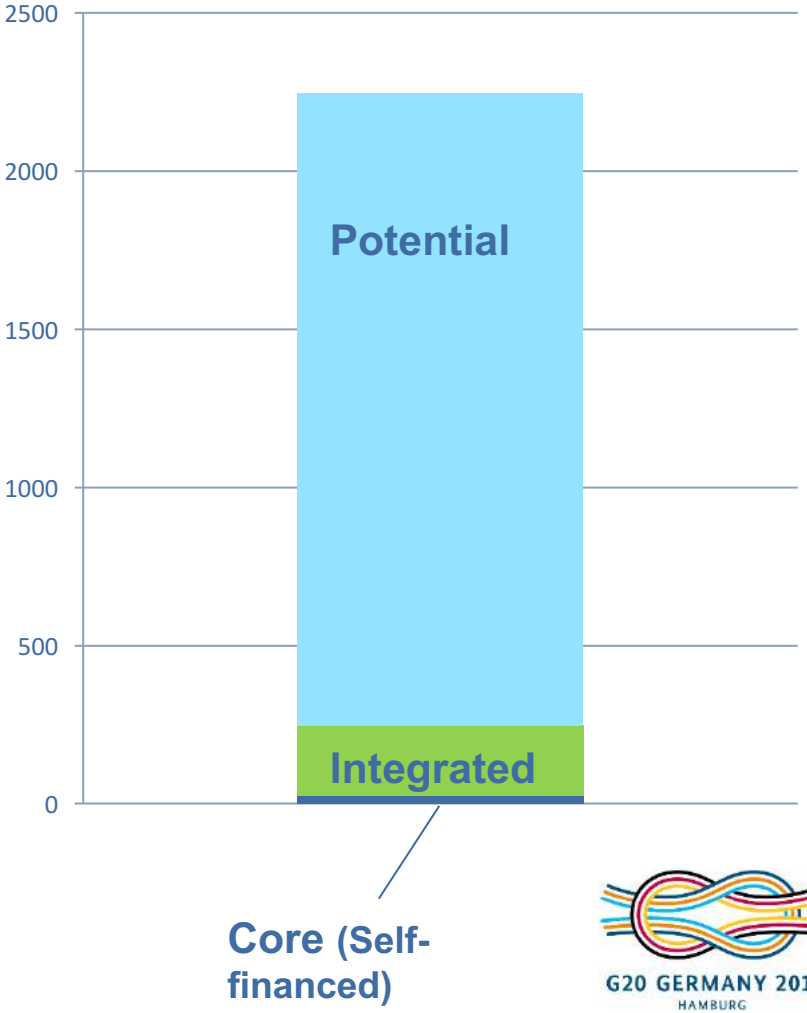

# As no stakeholder group can address the EE investment challenge alone, the Toolkit provides for a structured dialogue

## G20 EE Investment Toolkit

### Policy


EEFTG Energy Efficiency Investment Principles for G20 Participating Countries

**G20 Energy Ministers** in Istanbul in 2015 & attached to the **G20 Leaders' Communique** from Antalya

G20 2016 CHINA

### Private finance

#### Banks

#### Institutional Investors


#### Insurance Companies


### Public finance


FINANCE UNEP INITIATIVE

G20 GERMANY 2017 HAMBURG

# Policy-makers, private finance and development banks need to advance the mainstreaming and enabling of EE investment

| | | | Integrated | Core |
|---|---|---|---|---|
| Market | $ | USD trillions | USD 221bn | ESCOs (USD 24 bn); "Self-financed" |
| Policy | 2000+ policies | Energy subsidies; Inefficient markets; Supply-led planning. | Energy Transition; National Renovation Strategies; Vehicle Fleet Standards; Transparent Energy Planning. | "EE First"; Mandatory targets/ standards; NZEBs; EE Obligation schemes; National EE Action Plans. |
| | | Mainstreaming | Enabling | |
| Private Sector | Banks $110tr | Finance undertaken without explicit consideration of energy "externalities" or cost effective energy improvements. | Green tagging; Green buildings lending; green lending; climate lending; Equator principles. | EE mortgages; Building renovation loan; EE credits/loans; EE tagging. |
| | Investors $70tr | Finance undertaken without explicit consideration of energy "externalities" or cost effective energy improvements. | Green tagging and company disclosure; Collaborative shareholder activism; Green funds; Sustainable real estate funds. | EE funds; Energy Productivity Indexes; Own real estate EE renovation; EE tagging. |
| | Insurers $31tr | Product and services without explicit consideration of energy "externalities". | Green buildings insurance; Climate mitigation insurance and investments; Addon coverage; Technical assistance, advisory services. | Energy saving insurance; energy performance guarantee; EE advisory services. |
| Public Sector | Public finance $176 + bn | Finance undertaken without explicit consideration of energy "externalities" or cost effective energy improvements. | Resource Efficiency; Safeguards; ESG & Climate Commitments; $33 bn | Direct EE Lending; EE Policy lending; EE targets; Technical assistance. $7 bn |

# Zooming in on private finance: Banks, investors and insurance companies have the opportunity of several actions

## BANKS

### 2016 EEFTG's Bank Survey Key Conclusions:

- Well-recognized opportunity
- Needing awareness raising and supportive policies
- Requiring tracking of energy efficiency finance

### Green Tagging to Track the Energy Performance of Banks' Assets

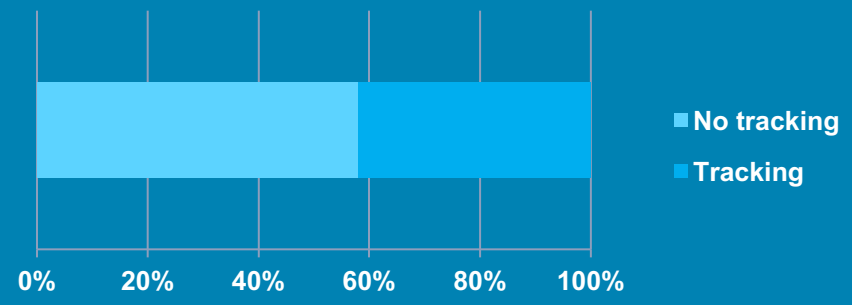


## INVESTORS

### G20 Energy Efficiency Investor Statement

## INSURNACE

### De-risking of energy efficiency investments

- **Technical risks** - particularly during the implementation of the energy efficiency improvements as a multi-stakeholder process and when using complex equipment.
- **Financial/performance risk** - the level of energy savings and the financial value of these savings.

# Leading development banks have come together to advance EE in their lending, project development facilities and distribution

PUBLIC FINANCE

## Leadership by public finance institutions

- **Showcasing** & **replication** of energy efficiency investment models.
- **Identification** & **implementation** of new financial instruments that **facilitate** the **replication** and **scale up** of energy efficiency investments.
- Identification of **internal policies** that **mainstream** EE investing **across all activities** of the organisation.

## Joint G20 Energy Efficiency Statement

AFD
European Bank for Reconstruction and Development
AIIB
European Investment Bank
Sustainable Energy for All
ipeec International Partnership for Energy Efficiency Cooperation
iea
KFW
UNEP Finance Initiative

1. **Increase Policy-based Lending** to Support Investment Grade **Policy Frameworks** that require and **promote EE** and to drive **"Life-cycle Cost Optimal**" Procurement of Public Infrastructure and Buildings
2. **Increasing** the amount, availability, simplicity and connectedness of **Technical Assistance/ Project Development Assistance facilities**
3. **Lever Multiple Retail Distribution Mechanisms**
4. **Energy Efficiency's Central Role in the Future of Mobility, Smart Grids and Infrastructure**

# Going forward, the Toolkit will be implemented in collaboration with G20 governments and financial institutions

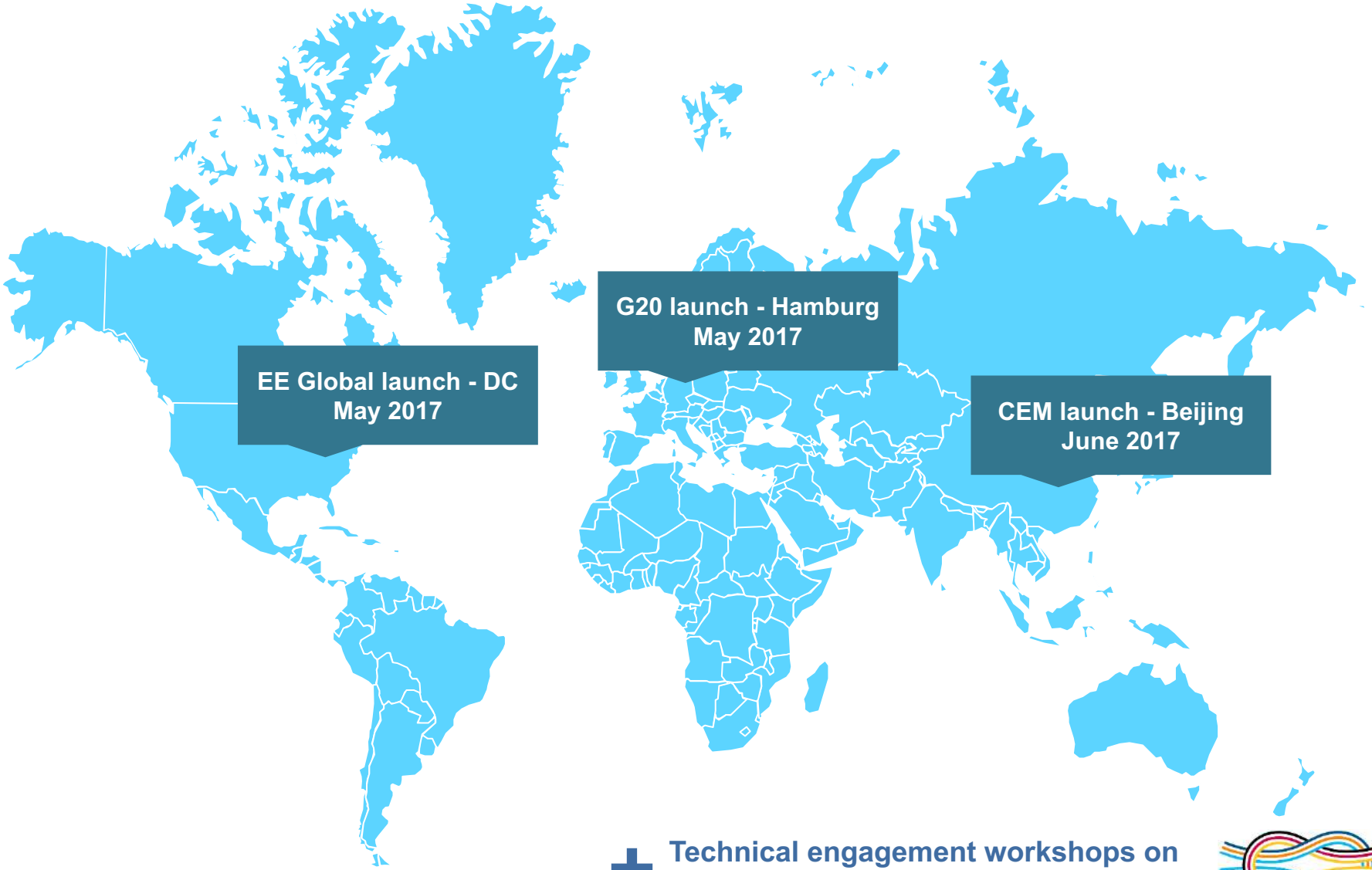


+ **Technical engagement workshops on a country level**

G20 GERMANY 2017
HAMBURG

# Thank You

G20 Energy Efficiency Finance Task Group

Contact: martin.schoenberg.affiliate@unep.org

# OVERVIEW: 25 YEAR ANNIVERSARY

UNEP FINANCE INITIATIVE

**Partnership since 1992 between UN Environment and the global financial sector to promote sustainable finance.**

- Launch of UN Environment Finance Initiative 1992
- First major climate change report - *CEO Briefing on Climate Change* 2002
- Start of responsible property activities 2006
- Launch of online training program 2005
- Human Rights Guidance Tool 2007
- First report on Biodiversity and Ecosystem Services - *Bloom or Bust?* 2008
- *Lenses and Clocks: Financial stability and systemic risk* 2010
- Launch of UNEP Inquiry (2014)
- Joins Sustainable Stock Exchanges Initiatives 2012
- Launch of Portfolio Decarbonization Coalition 2014
- 2016 *Sustainable Real Estate Investment Framework*
- 2015 *Portfolio Carbon Initiative*
- 2016 *Banking and Human Rights*

- 1994 First Global Round-table
- 2002 First regional group formed - Africa
- 2005 Ground-breaking *Freshfields Report*
- 2005 First water report *Challenges of Water Scarcity*
- 2006 Launch of Principles for Responsible Investment
- 2009 *Energy Efficiency and the Finance Sector*
- 2009 *Chief Liquidity Series* on water materiality
- 2011 *Guide to Banking & Sustainability*
- 2011 First report on REDD+ REDDy, Set, Grow
- 2012 Launch of Principles for Sustainable Insurance
- 2012 Launch of Natural Capital Declaration
- 2015 *Positive Impact Manifesto*
- 2015 *Fiduciary Duty in the 21st Century*
- 2016 *G20 Energy Efficiency Task Group*
- 2017 *Principles for Positive Impact Finance*

# 2017 REGIONAL ROUNDTABLES


UNEP FI is establishing Regional Roundtables to provide an opportunity for members and actors in the sustainable finance community in their own region to come together. 2017 marks UNEP FI's 25th anniversary, and in this landmark year, we are holding our first series of Regional Roundtables

**AFRICA AND MIDDLE EAST**

**Johannesburg**
Date TBC

**ASIA PACIFIC**

**Tokyo**
Dec. 11-12

**EUROPE**

**Geneva**
Oct. 16-18

**LAT. AMERICA & CARIBBEAN**

**Buenos Aires**
Sept. 5-6

**NORTH AMERICA**

**New York**
Sept. 18-20

UNEP FINANCE INITIATIVE

UNEP FINANCE INITIATIVE

# REGIONAL ROUNDTABLES 2017

## EUROPE, 16-18 OCTOBER 2017
## SCALING UP SUSTAINABLE FINANCE

25 YEARS 1992 - 2017

- **Raise awareness of sustainable finance** leadership across banking, investment, and insurance.
- Provide **insight into emerging knowledge and good practice** around key environmental, social and governance topics and.
- **Showcase and learn about leading-edge sustainable finance practices** and the future direction of the industry.
- Facilitate **networking across financial institutions and technical workshops** to share collaborative learning and experiences
- Highlight **issues on the horizon** relevant to changing finance and financing change that supports sustainable development.

UNEP FINANCE INITIATIVE

UNEP FINANCE INITIATIVE

# REGIONAL ROUNDTABLES 2017

## EUROPE, 16-18 OCTOBER 2017
## DRAFT AGENDA

**16 October**

- **Banking and Investment Industry meetings**
- **Property Working Group meeting and technical session with banks**
- **Family offices and wealth management: Innovative financing**

- **25th Anniversary celebration.**

25 YEARS 1992 - 2017

UNEP FINANCE INITIATIVE

# REGIONAL ROUNDTABLES 2017

## EUROPE, 16-18 OCTOBER 2017
## DRAFT AGENDA

25 YEARS 1992 - 2017

**17 October**

- Keynote: The role of sustainable finance in a changing European landscape
- Progress in sustainable finance: UNEP FI dashboard to benchmark financial institutions on sustainability.
- AGM
- Dialogue with regulators and policy makers
- Parallel sessions: Climate change, Implementing Principles for Sustainable Insurance in Europe, Positive Impact Finance, Natural Capital Finance Alliance projects, Energy Efficiency in Europe, Social issues
- Lighting rounds: Technical sessions

UNEP FINANCE INITIATIVE

UNEP FINANCE INITIATIVE

# REGIONAL ROUNDTABLES 2017

## EUROPE, 16-18 OCTOBER 2017
## DRAFT AGENDA

25 YEARS 1992 - 2017

**18 October**

- Insurance Market Event
- Positive Impact Working Group
- TCFD working group session
- Global Steering Committee meeting

## PARTNERS

- Swiss Sustainable Finance.
- Sponsorship opportunities available

  * Branding * Exhibition space

## CONTACTS


Liesel van Ast: liesel.vanast@un.org

Paola de Baldomero: Paola.BALDOMERO.Affiliate@unep.org

# THANK YOU